

LION SELECTION GROUP

Annual General Meeting

December 2019



Disclaimer

- *This presentation does not constitute investment advice. Neither this presentation nor the information contained in it constitutes an offer, invitation, solicitation or recommendation in relation to the purchase or sale of shares in any jurisdiction. This presentation does not take into account any person's particular investment objectives, financial resources or other relevant circumstances and the opinions and recommendations in this presentation are not intended to represent recommendations of particular investments to particular persons. To the fullest extent permitted by law, each of Lion Selection Group Limited (Lion), Lion Manager Pty Ltd (Lion Manager), or any of its related bodies corporate, or any of its directors, officers, employees, agents, representatives and advisers do not make any representation or warranty, express or implied, as to the accuracy or completeness of any information, statements, opinions, estimates, forecasts or other representations contained in this presentation. No responsibility for any errors or omissions from this presentation arising out of negligence or otherwise is accepted.*
- *This presentation may include forward looking statements. Forward looking statements are only predictions and are subject to risks, uncertainties and assumptions which are inherently speculative and outside the control of Lion and Lion Manager. These risks, uncertainties and assumptions include commodity prices, currency fluctuations, economic and financial market conditions in various countries and regions, environmental risks and legislative, fiscal or regulatory developments, political risks, project delay or advancement, approvals and cost estimates. Accordingly, there can be no assurance that actual values, results or events will not vary significantly from those expressed or implied in this presentation. Lion and Lion Manager do not undertake any obligation to update or revise any information or any of the forward looking statements in this presentation for changes in events, conditions or circumstances on which any such forward looking statement is based following the date of this presentation.*
- *This presentation may include figures illustrating past performance. Past performance is not and should not be relied upon as a guide to future performance. Future returns are not guaranteed and a loss of original capital may occur.*



Lion Selection Group

Portfolio Review



Lion Net Tangible Assets

	% held	A\$ million	¢ps	A\$ million	¢ps	
			Nov 2019	Nov 2018		
Pani JV	33.3	39.2	26.1	38.7	25.8	Gold
• Fair value for Pani based on Merdeka's acquisition of 66.7% interest in the Pani JV from Lion's former JV partner in November 2018.						
Nusantara Resources	23.3	14.1	9.4	6.7	4.5	Gold
EganStreet Resources		<i>Sold</i>		4.2	2.8	Gold
Roxgold		<i>Sold</i>		4.9	3.3	Gold
Erdene Resources	5.7	2.0	1.3	2.0	1.4	Gold
Other		4.1	2.7	4.9	3.3	
• Portfolio holdings measured at fair value • Includes investments held directly by Lion and the value to Lion of investments held by African Lion						
Net cash		17.6	11.7	1.4	0.9	
Total NTA		A\$77.0m	51¢ps	A\$62.8m	42¢ps	

Capital Structure			Substantial Shareholders		M Shares	%
Shares on issue:	150,134,879		R. Widdup		16.16	10.8
Share price:	46¢ps	30 November 2019	Cooper Investors		11.46	7.6
Options on issue:	15,720,958	\$0.50 expiry 12 April 2020	Other: Lion Directors/Management		12.81	8.1

Lion Selection Group (LSX)

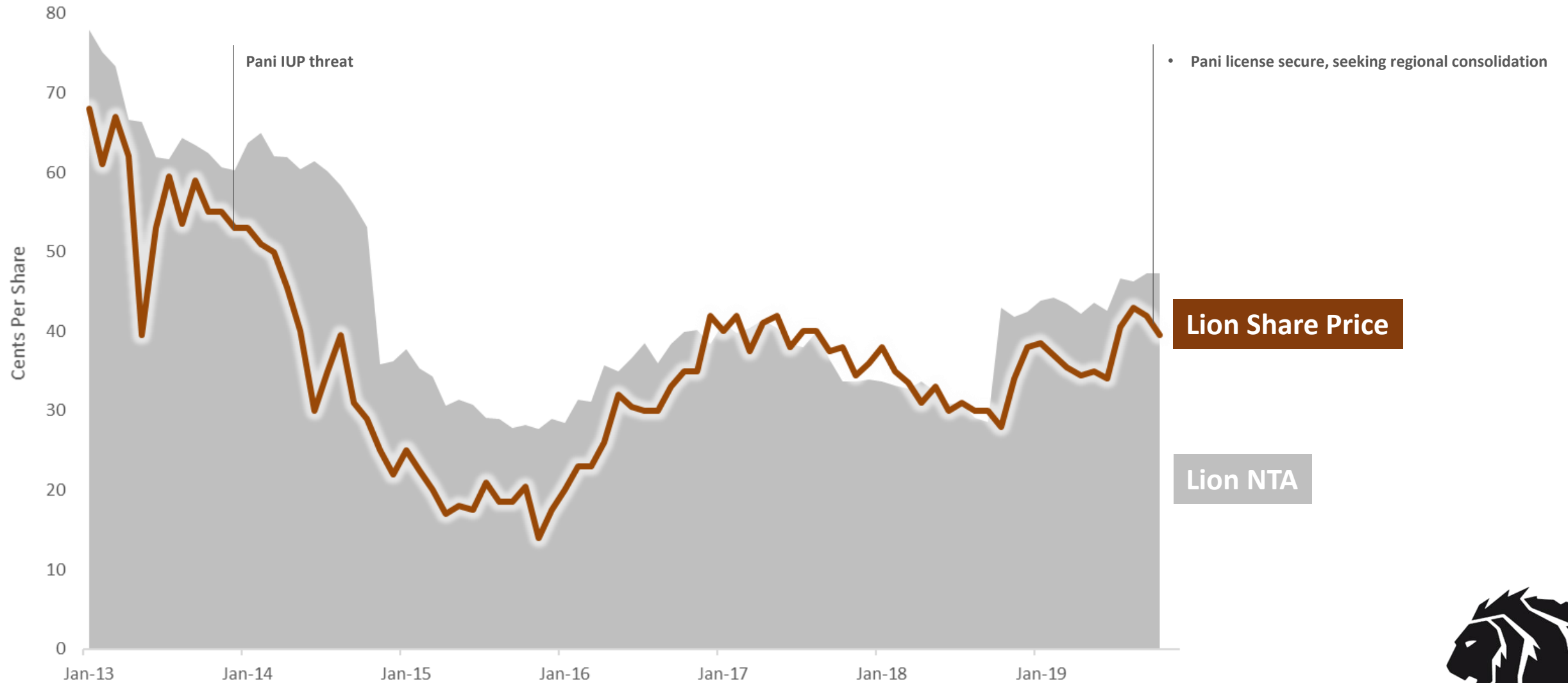
- Founded 1997
- Listed investment company – junior resources
- 8.0% pa TSR since inception (22 years)

Recent highlights

- Roxgold sold
- Toro taken over
- EganStreet taken over



7 year journey...



Two, multi-million ounce gold projects



Pani: Lion 33%

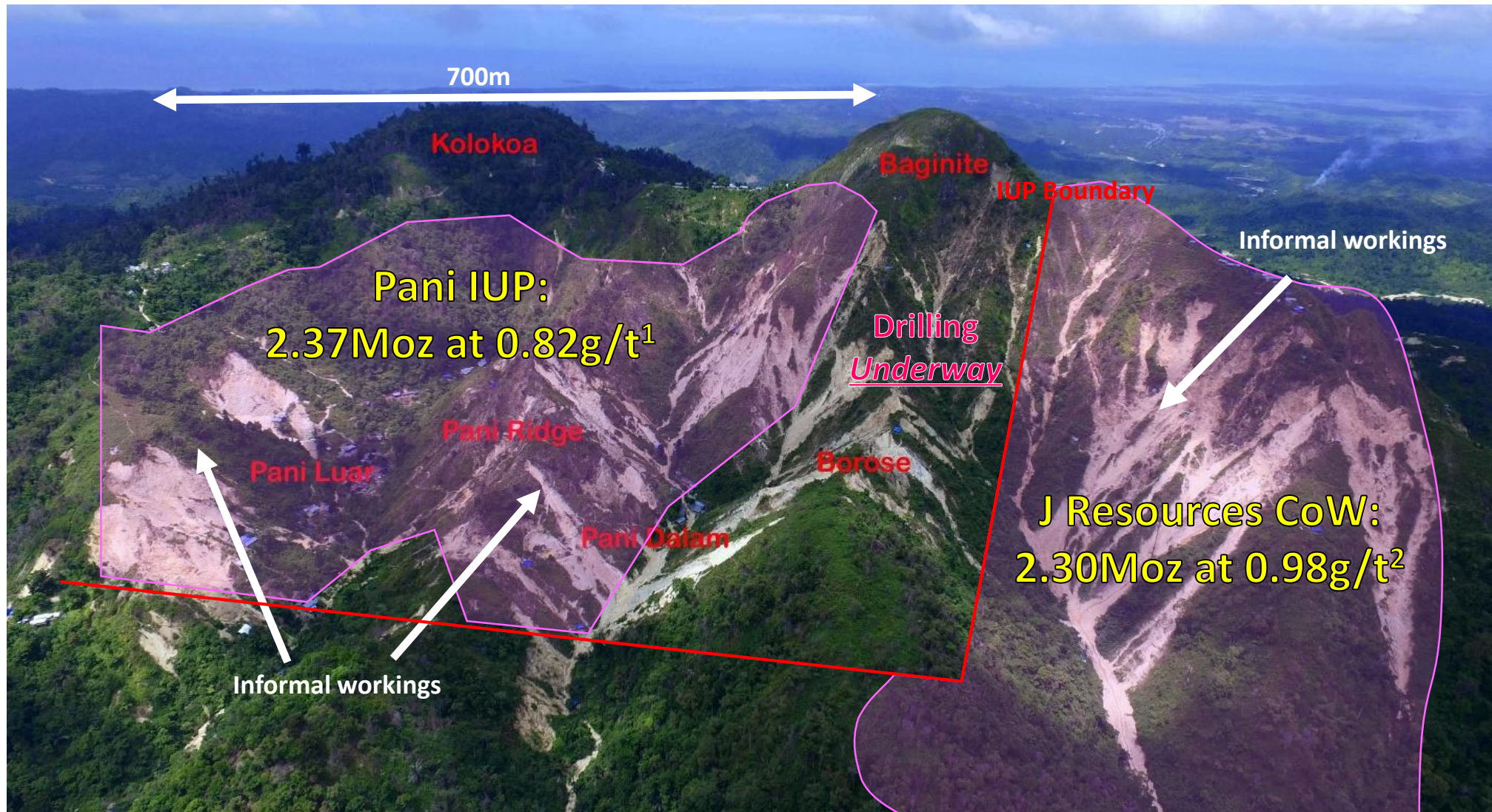
- Targeting unification of region to combine resources and unlock optimal development
- Drilling underway
- Development studies 2020

Nusantara: Lion 23%

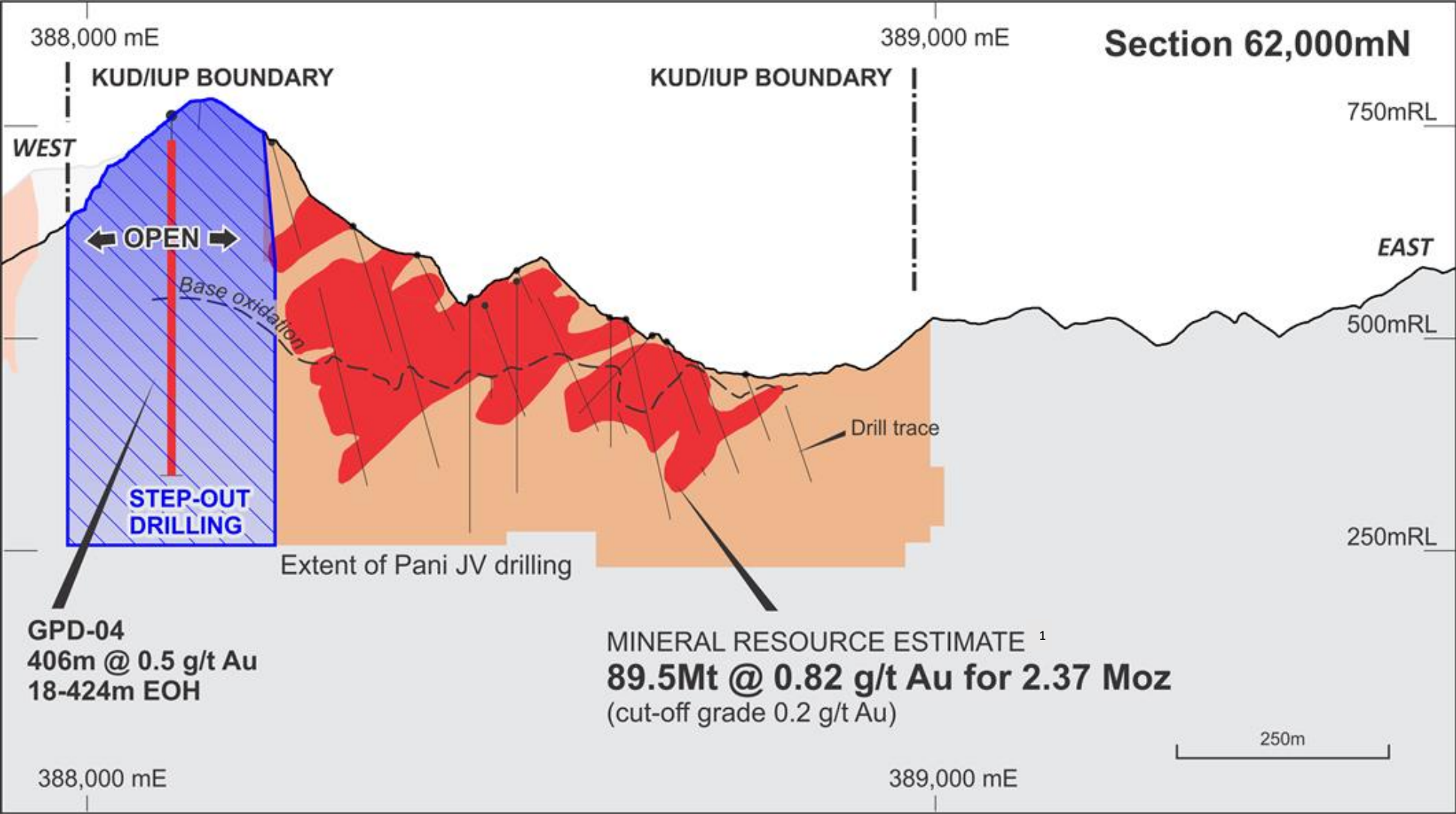
- DFS in place³
- Exploration success: outside Resource / Reserve shells⁵



Pani Looking south

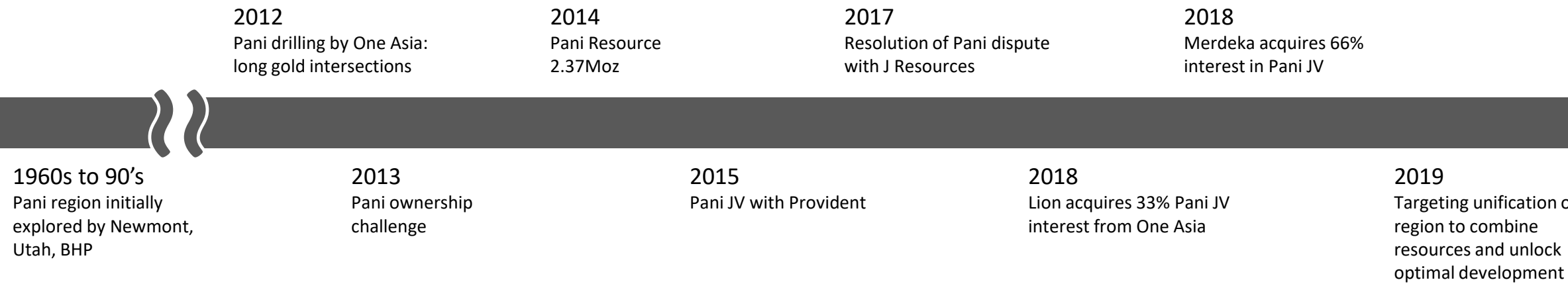


Pani Looking North

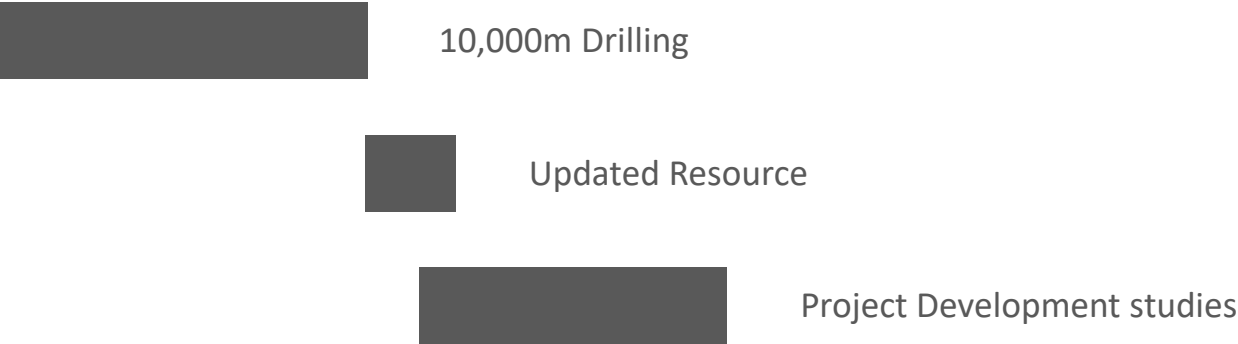


Pani Timeline

History:



Next Steps:



Nusantara

Strategy: *engage with strategic local partner*

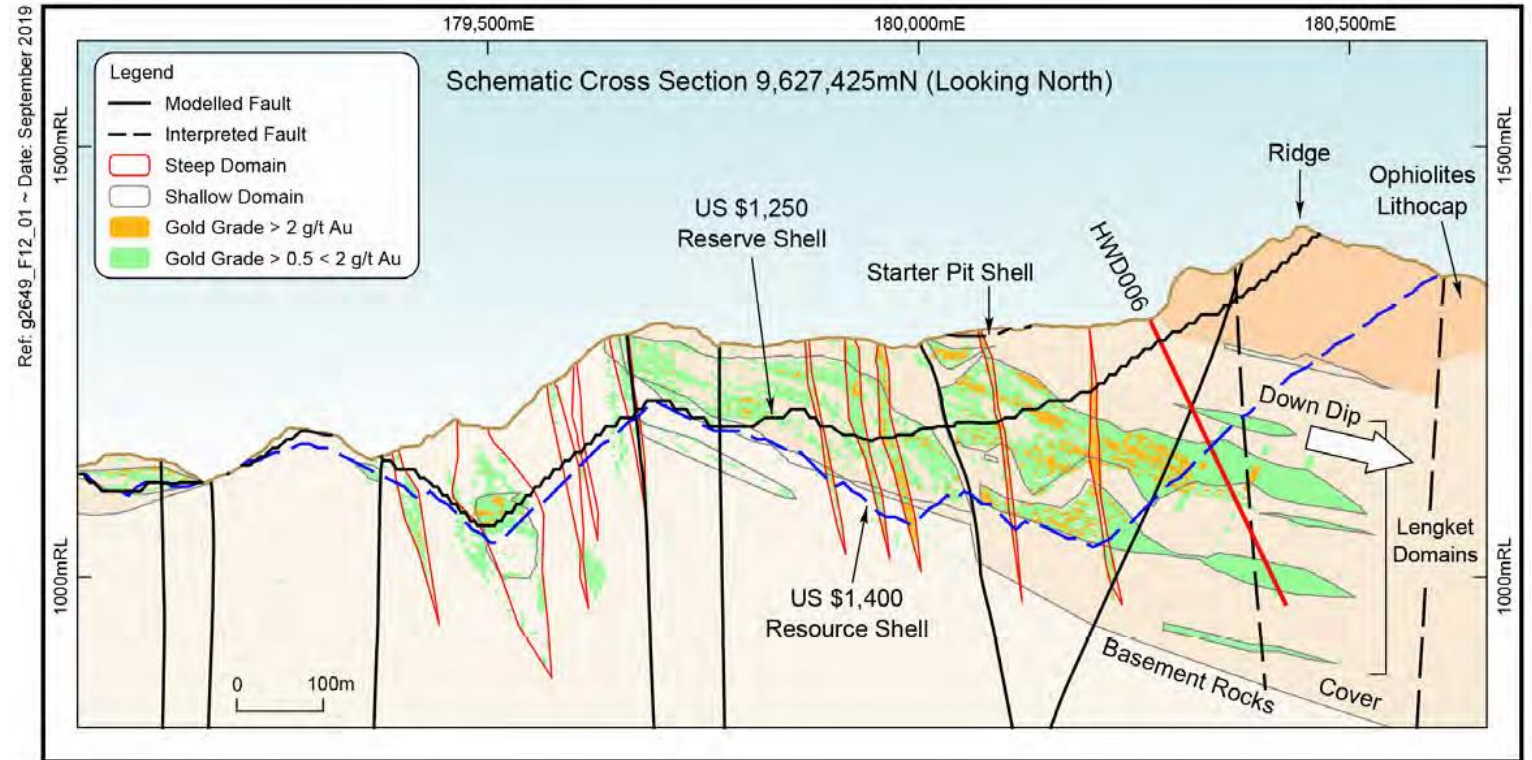
Build It

- 1.1Moz Reserve ⁴
- 100koz pa ³

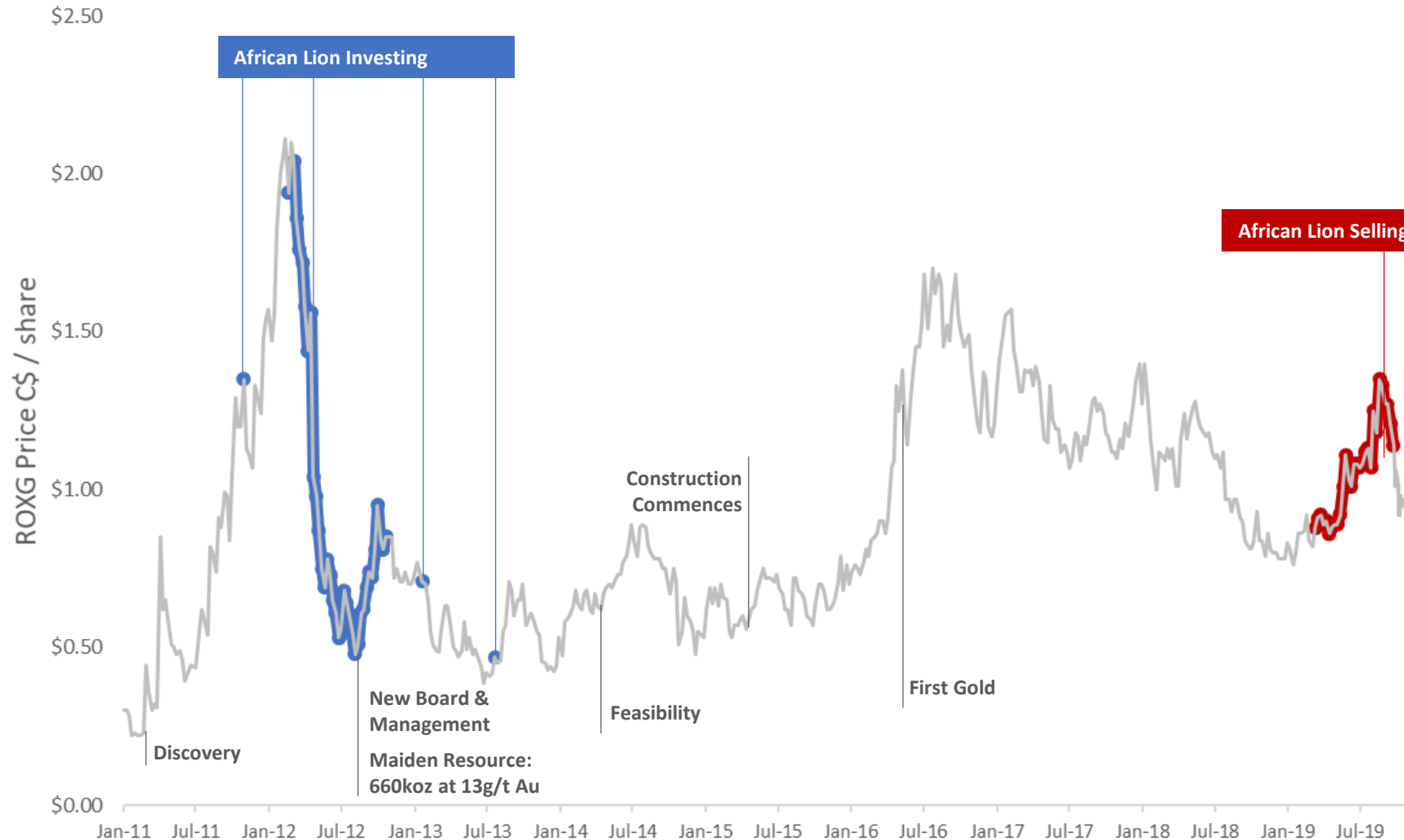
Grow It

- Expand Resource
- Review optionality

Main Pit Expansion Potential⁵



Roxgold – SOLD



Roxgold Resources

High grade gold, Burkina Faso

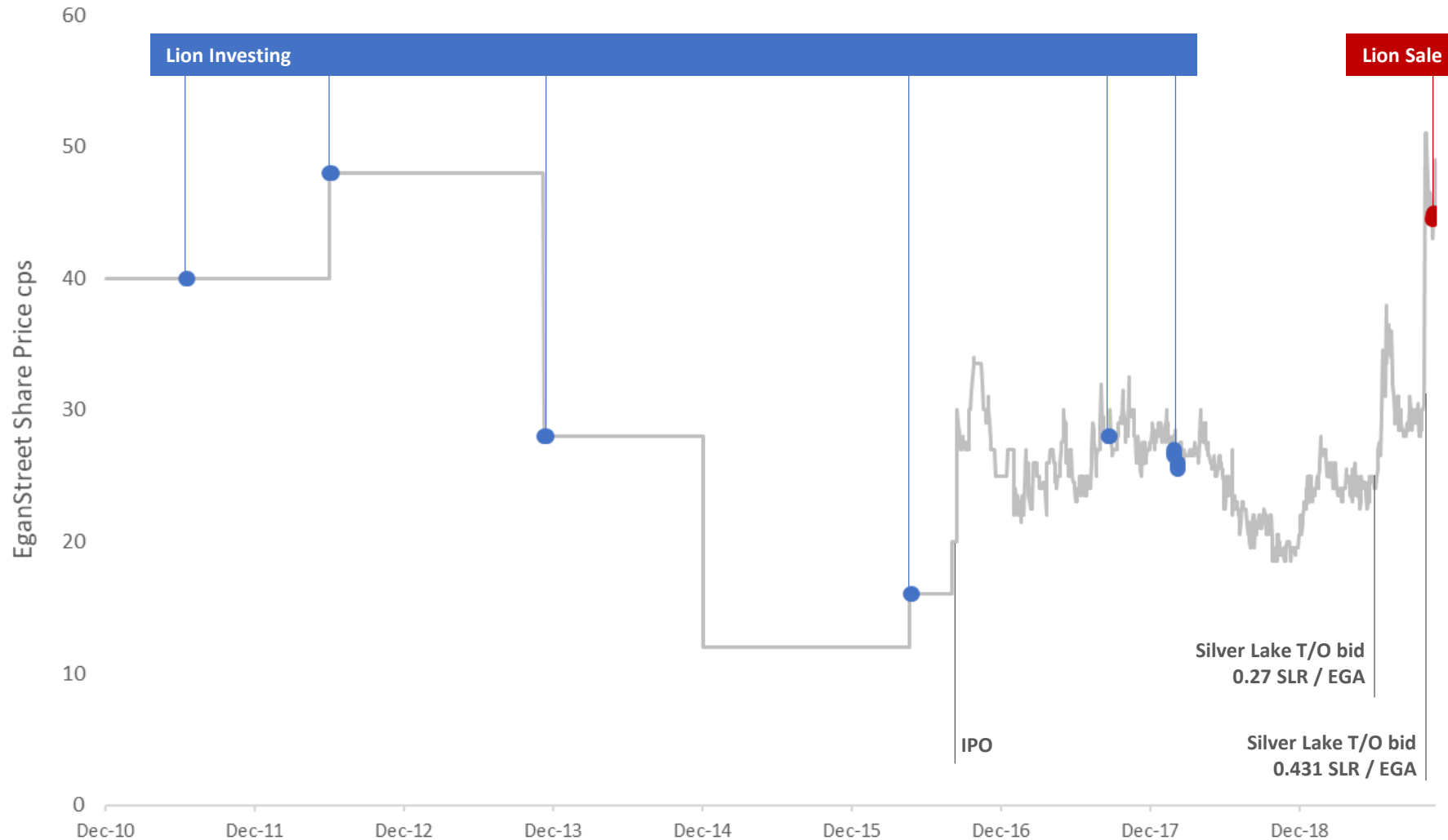
TSXV Listed (ROXG)

Held by African Lion 3 (Lion 23.7%)

- C\$ 16.9m invested
- C\$ 25.3m proceeds
- C\$ 8.5m profit
- (US\$ 4.45m *distribution* to Lion)



EganStreet – SOLD



EganStreet Resources


High grade gold, Australia

- A\$ 5.9m invested
- A\$ 9.6m proceeds
- A\$ 3.7m profit
- Incorp as Auricup 2010
- Lion first investment 2011
- Missed the IPO market 2011 & 2012
- New Management 2015
- IPO 2016
- T/O by Silver Lake 2019



Other investments

Gold



Tin Kasbah, Morocco – Large, development ready tin project

Phosphate Celamin, Tunisia

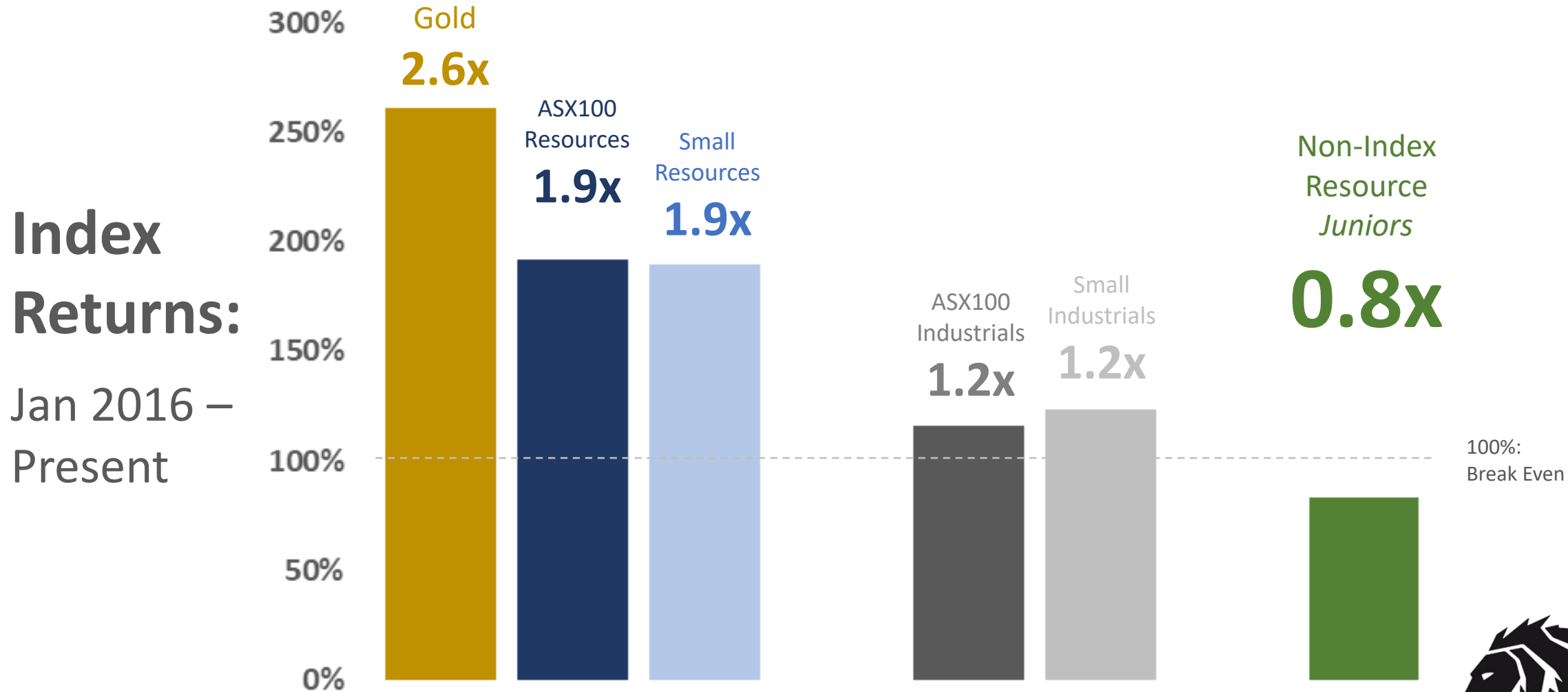
- Ownership dispute 2015
- Won international arbitration November 2017
- Local Partner March 2019
- Arbitration decision enforced in Tunis April 2019



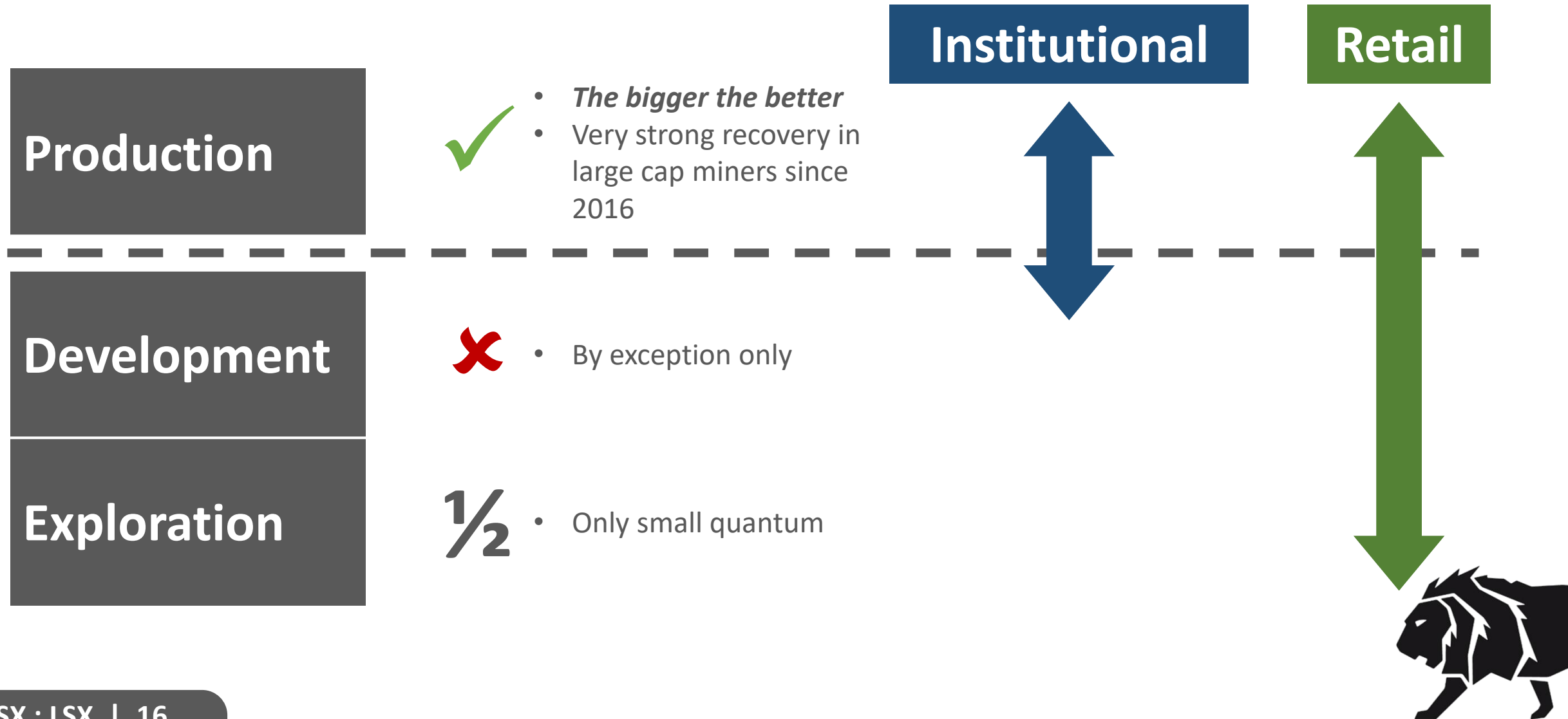
Mining Market Overview



Miners – best and worst performers



Who is buying miners



Challenges for funding of juniors

- Distractions



Tech

Massive Venture Capital Inflows /
Huge investment into unlisted
tech



Pot

Regulatory platform in
North America /
Equity market infatuation

- Investment market stratification

- Exchange Traded Funds (ETFs)
- Index Funds
- Royalty Companies



Growth oriented thinking in full flight

- Seeing two styles of M&A:

- Large deals (Barrick / Randgold, Newmont / Goldcorp, Kirkland / Detour)

(not hostile, non-competitive premiums)

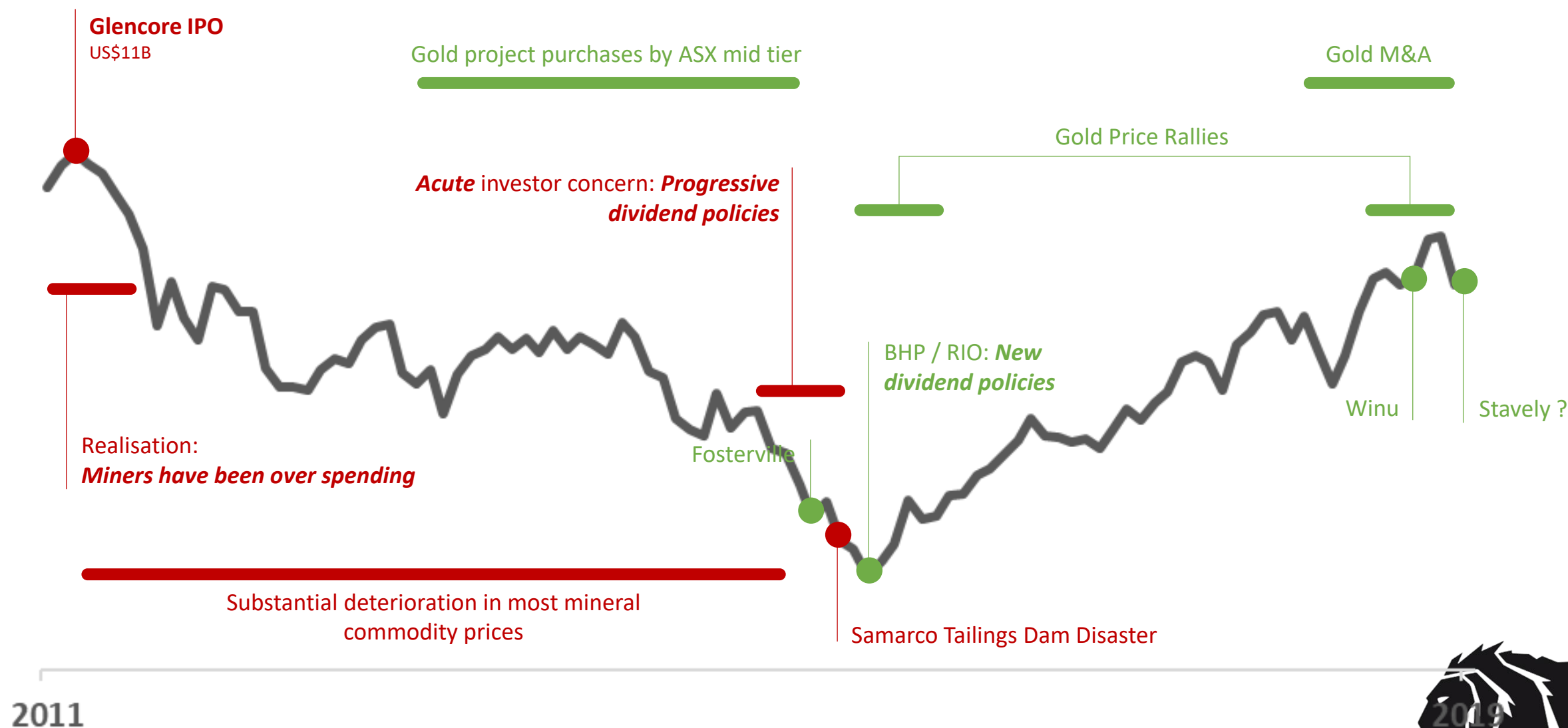
- Producers investing in / taking over juniors

(Industry cash flow the primary source of investment for progressing juniors AND shows value is compelling to established miners)

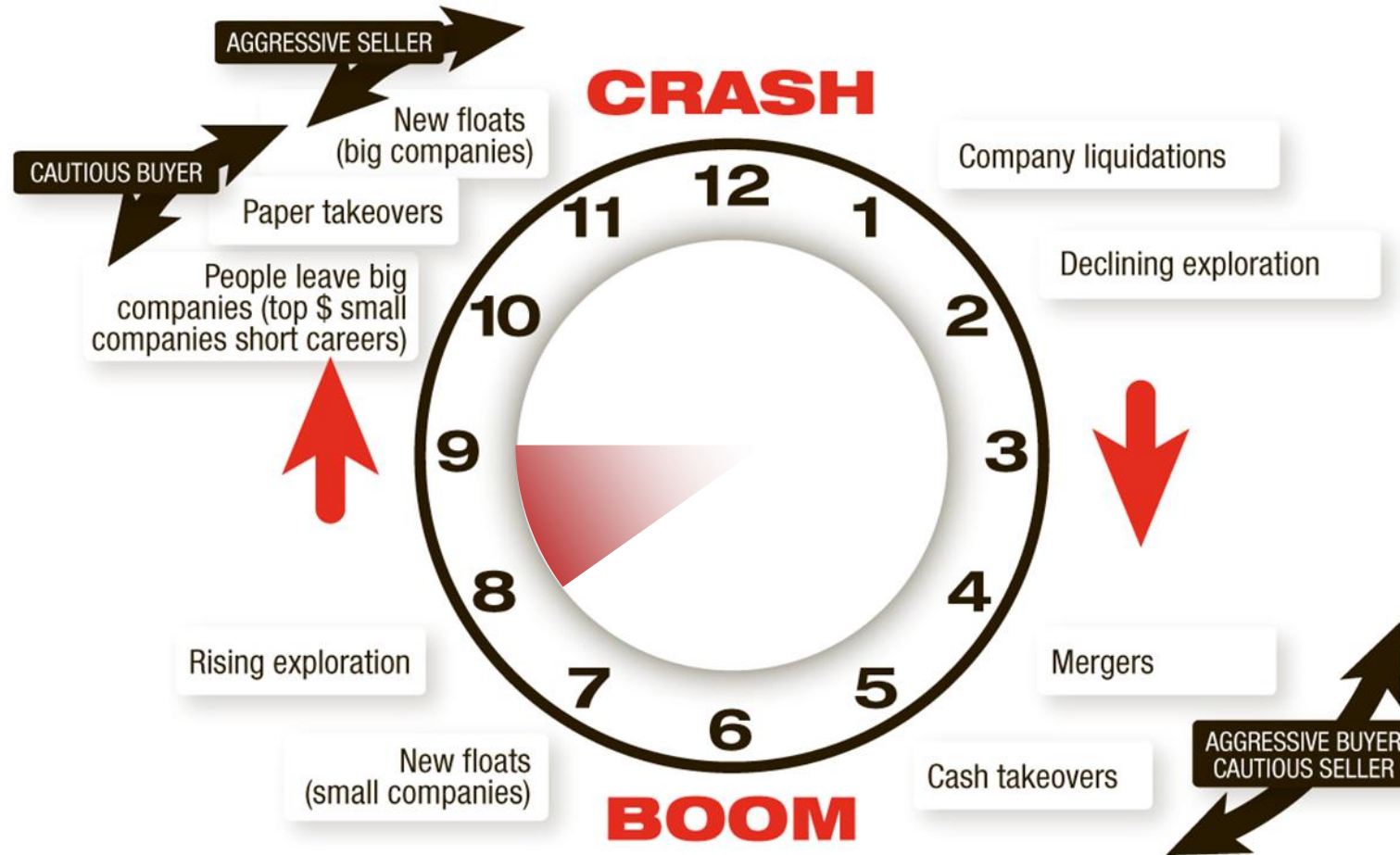
In both cases: driven by a desire for greater scale



ASX100 Resources Index – 2011 to 2019



Lion Mining Clock



- ✓ Exploration activity increasing
- ✓ Growth oriented thinking has re-emerged
- ✓ Large acquisitions (gold)
- ✗ Canadian market holding back global sentiment – distracted by cannabis



Notes

- 1. Refer to One Asia Resources Limited news release 3 December 2014, (<https://www.lionselection.com.au/wp-content/uploads/2018/08/PANI%20JORC%20RESOURCE.pdf>).
- 2. Refer to J Resources 31 December 2018 Annual Report, (<http://www.jresources.com/investors/article/final-resources-reserves-compilation-2017-to-2018>)

Contract of Work Resource (above a 0.4g/t cut off) ²			
Category	Tonnage (Mt)	Grade (g/t Au)	Contained Gold (Moz)
Measured	15.5	1.03	0.51
Indicated	41.3	0.98	1.31
Inferred	15.9	0.93	0.48
Total	72.7	0.98	2.30

- 3. Nusantara ASX Announcement, 4 October 2018, Definitive Feasibility Study Confirms Robust, Long-Life, Low Cost Project
- 4. Nusantara ASX Announcement, 13 September 2018, Ore Reserve increases by 11% to 1.1. Moz
- 5. Nusantara ASX Announcement, 9 October 2019, Exploration Update Step-out Drilling at Awak Mas

